



Official ASBK Test

Phillip Island GP Circuit

February 2 & 3



ASBK.COM.AU f t i y

SUPERSPORT Practice 6

Date: 03/02/19
Event: P24
Weather: Sunny - Temp: 25.3C
Track: Dry - Temp: 45.0C

Started at: 12:16:12
Laps: 25 Min
Starters: 13
Printed at: 12:46

CLASSIFICATION

Pos	No	Name	Machine	Fastest Lap	On Lap	Behind Prev	Behind Leader	Top Speed
1	7	Tom TOPARIS (NSW) / Landbridge Yamaha / YRT / Leda Nutrition / Ganter Constructions	Yamaha YZF-R6	1:36.852	2 of 10			253
2	27	Nicholas LIMINTON (SA) / Yamaha Motor Aust. / Race Bike Services / Ohlins / Maxima Oils	Yamaha YZF-R6	1:37.440	9 of 10	.588	.588	248
3	68	Oli BAYLISS (QLD)	Yamaha YZF-R6	1:37.492	9 of 9	.052	.640	246
4	54	Sam LAMBERT (NT) / Mv Agusta Aus-NZ / Fuchs Silkolene / Bridgestone / Ride Dynamics	MV Agusta F3	1:38.142	13 of 14	.650	1.290	254
5	33	Reid BATTYE (NSW) / Suzuki / RidelineRoadbikeshop / Link international / AGV / Macna / TCX	Suzuki GSX-R	1:38.254	6 of 13	.112	1.402	249
6	17	Broc PEARSON (QLD)	Yamaha YZF-R6	1:38.576	5 of 11	.322	1.724	259
7	46	Aidan HAYES (NSW) / Hayes Johnston Pty Ltd Chartered Accountants	Yamaha YZF-R6	1:38.634	10 of 13	.058	1.782	250
8	39	Scott NICHOLSON (VIC) / Traction Control Motorsport	Suzuki GSX-R	1:39.013	8 of 11	.379	2.161	249
9	85	Ty LYNCH (SA) / Australian Outdoor Living / A-Plus Diesel / Adelaide M-cycle Recovery	Yamaha YZF-R6	1:39.321	10 of 11	.308	2.469	255
10	52	Ryan TAYLOR (VIC) / Arden Homes / Pablos' M-cycle Tyres / YRD / RTR	Yamaha YZF-R6	1:39.716	5 of 6	.395	2.864	250
11	96	Luke MITCHELL (NSW) / JNL Racing / YRD	Yamaha YZF-R6	1:39.982	10 of 12	.266	3.130	251
12	82	Chris QUINN (NSW) / Coopers Dry / The Channon Tavern	Yamaha YZF-R6	1:40.155	5 of 8	.173	3.303	247
13	61	Rhys BELLING (VIC) / LXI Racing / YRD / Yamaha / The Grinning Dingo / AARK Susp. & Tuning	Yamaha YZF-R6	1:40.989	3 of 11	.834	4.137	239

Current best lap for SS class - 1:35.295 by Tom TOPARIS (NSW) on a Yamaha YZF-R6 set on 03/02/19



Scott Laing
Chief Time Keeper - Scott Laing

Clerk of Course - Simon Maas

Computime Race Timing Systems Pty Ltd © 1996
Licensed to Computime Race Timing Systems

www.computime.com.au

COMPUTIME RACE TIMING SYSTEMS PTY LTD





2019 Official ASBK Test

Phillip Island GP Circuit

February 2 & 3



ASBK.COM.AU f t i y

SUPERSPORT Practice 6

Date: 03/02/19
Event: P24
Weather: Sunny - Temp: 25.3C
Track: Dry - Temp: 45.0C



Started at: 12:16:12
Laps: 25 Min
Starters: 13
Printed at: 12:46

LAP TIMES

No	Name	Lap 1	Lap 2	Lap 3	Lap 4	Lap 5	Lap 6	Lap 7	Lap 8	Lap 9	Lap 10
7	Tom TOPARIS (NSW)	1:46.851	1:36.852	3:16.724	1:47.023	1:39.715	1:48.716	1:44.729	1:37.085	3:47.665	1:44.945
17	Broc PEARSON (QLD)	1:57.013	1:49.472	1:38.810	1:47.312	1:38.576	1:54.382	4:01.073	2:07.360	1:38.961	1:44.950
		10	1:39.073								
27	Nicholas LIMINTON (SA)	1:48.939	1:38.622	1:38.237	1:38.062	7:16.467	1:52.201	1:37.809	1:37.838	1:37.440	1:37.736
33	Reid BATTYE (NSW)	1:49.596	1:38.968	3:41.819	1:56.169	1:38.835	1:38.254	2:33.860	1:46.306	1:44.717	1:38.532
		10	1:38.615	2:01.792	1:38.659						
39	Scott NICHOLSON (VIC)	1:48.627	1:40.806	1:40.828	1:40.268	1:40.538	5:13.099	1:54.138	1:39.013	1:39.837	1:40.271
		10	1:40.780								
46	Aidan HAYES (NSW)	1:49.905	1:40.062	1:38.853	1:38.646	1:38.921	1:39.224	3:53.205	1:50.727	1:39.057	1:38.634
		10	1:38.742	1:39.176	1:40.461						
52	Ryan TAYLOR (VIC)	1:51.116	1:41.216	1:41.698	1:40.231	1:39.716	1:40.049				
54	Sam LAMBERT (NT)	1:49.136	1:41.019	1:39.515	1:39.617	1:39.516	1:39.098	1:38.811	1:51.779	1:39.562	1:38.925
		10	1:38.795	1:38.624	1:38.142	1:38.282					
61	Rhys BELLING (VIC)	1:50.541	1:41.221	1:40.989	1:41.009	1:41.263	4:43.867	1:56.647	3:12.867	2:01.037	1:41.151
		10	1:41.647								
68	Oli BAYLISS (QLD)	1:47.896	1:38.349	1:38.161	3:28.335	1:49.875	1:39.210	9:35.841	1:49.952	1:37.492	
82	Chris QUINN (NSW)	1:59.363	1:41.712	3:49.539	1:56.374	1:40.155	1:40.241	1:40.211	1:40.657		
85	Ty LYNCH (SA)	1:50.399	1:40.832	4:30.030	1:48.901	1:40.240	1:40.394	4:37.787	1:53.430	1:39.424	1:39.321
		10	1:39.593								
96	Luke MITCHELL (NSW)	1:55.113	1:40.953	1:52.825	1:40.479	1:40.328	4:24.891	1:57.950	2:54.740	1:48.186	1:39.982
		10	1:40.489	1:40.170							

Scott Laing
Chief Time Keeper - Scott Laing

.....
Clerk of Course - Simon Maas



Computime Race Timing Systems Pty Ltd © 1996
Licensed to Computime Race Timing Systems
www.computime.com.au

COMPUTIME RACE TIMING SYSTEMS PTY LTD



2019 Official ASBK Test Phillip Island GP Circuit February 2 & 3



ASBK.COM.AU f t i y

SUPERSPORT Practice 6

Date: 03/02/19
Event: P24
Weather: Sunny - Temp: 25.3C
Track: Dry - Temp: 45.0C

Started at: 12:16:12
Laps: 25 Min
Starters: 13
Printed at: 12:46



SPLIT TIMES

Lap	Split 1	Split 2	Split 3	Split 4	Lap Time	Spd	Lap	Split 1	Split 2	Split 3	Split 4	Lap Time	Spd
7 Tom TOPARIS (NSW) (1st)							6	23.630	28.556	18.490	27.578	1:38.254	244
1	31.179	29.045	18.982	27.645	1:46.851 P		7	24.903	53.670	34.023	41.264	2:33.860	244
2	23.418	27.996	18.390	27.048	1:36.852	249	8	23.796	28.710	19.348	34.452	1:46.306	246
3	23.255	28.166	19.395	2:05.908	3:16.724	253	9	24.269	30.599	21.024	28.825	1:44.717	249
4	31.762	28.320	18.824	28.117	1:47.023 P		10	23.735	28.359	18.608	27.830	1:38.532	244
5	24.832	28.662	18.713	27.508	1:39.715	246	11	23.763	28.389	18.759	27.704	1:38.615	244
6	23.991	38.474	18.746	27.505	1:48.716	236	12	26.852	36.693	26.351	31.896	2:01.792	243
7	23.469	35.402	18.517	27.341	1:44.729	250	13	23.688	28.692	18.599	27.680	1:38.659	247
8	23.438	28.160	18.278	27.209	1:37.085	248							
9	25.093	29.978	20.773	2:31.821	3:47.665	249	39 Scott NICHOLSON (VIC) (8th)						
10	30.320	28.234	18.828	27.563	1:44.945 P		1	31.166	29.906	19.066	28.489	1:48.627 P	
							2	24.186	29.193	19.188	28.239	1:40.806	246
							3	24.318	29.182	19.105	28.223	1:40.828	245
							4	24.286	29.072	18.947	27.963	1:40.268	245
							5	24.104	29.179	18.998	28.257	1:40.538	245
							6	24.915	50.395	19.665	3:38.124	5:13.099	245
							7	34.093	29.829	20.481	29.735	1:54.138 P	
							8	23.737	28.890	18.749	27.637	1:39.013	249
							9	23.916	29.021	18.898	28.002	1:39.837	248
							10	24.000	29.155	18.970	28.146	1:40.271	247
							11	24.194	29.349	19.007	28.230	1:40.780	247
							46 Aidan HAYES (NSW) (7th)						
							1	32.171	30.356	19.397	27.981	1:49.905 P	
							2	24.130	29.403	18.798	27.731	1:40.062	247
							3	23.763	28.657	18.714	27.719	1:38.853	250
							4	23.613	28.514	18.775	27.744	1:38.646	249
							5	23.686	28.790	18.678	27.767	1:38.921	248
							6	23.703	29.003	18.754	27.764	1:39.224	248
							7	23.583	28.847	18.884	2:41.891	3:53.205	248
							8	33.285	30.028	19.150	28.264	1:50.727 P	
							9	23.729	28.693	18.825	27.810	1:39.057	248
							10	23.539	28.886	18.583	27.626	1:38.634	248
							11	23.544	28.787	18.592	27.819	1:38.742	249
							12	23.817	29.011	18.604	27.744	1:39.176	248
							13	24.882	28.939	18.786	27.854	1:40.461	248
							33 Reid BATTYE (NSW) (5th)						
1	32.090	29.929	19.079	28.498	1:49.596 P		52 Ryan TAYLOR (VIC) (10th)						
2	23.794	28.746	18.652	27.776	1:38.968	243	1	33.558	29.731	19.414	28.413	1:51.116 P	
3	23.903	28.581	18.758	2:30.577	3:41.819	245	2	24.526	29.281	19.273	28.136	1:41.216	248
4	37.454	31.896	18.864	27.955	1:56.169 P		3	24.254	28.946	19.205	29.293	1:41.698	249
5	23.625	28.894	18.583	27.733	1:38.835	245	4	24.092	28.926	19.204	28.009	1:40.231	250
							5	23.933	28.879	18.944	27.960	1:39.716	249

Sally

Chief Time Keeper - Scott Laing

Clerk of Course - Simon Maas



Computime Race Timing Systems Pty Ltd © 1996
Licensed to Computime Race Timing Systems
www.computime.com.au

COMPUTIME RACE TIMING SYSTEMS PTY LTD



Official ASBK Test

Phillip Island GP Circuit

February 2 & 3



ASBK.COM.AU [f](#) [t](#) [i](#) [v](#)

SUPERSPORT Practice 6

Date: 03/02/19
Event: P24
Weather: Sunny - Temp: 25.3C
Track: Dry - Temp: 45.0C

Started at: 12:16:12
Laps: 25 Min
Starters: 13
Printed at: 12:46



SPLIT TIMES

Lap	Split 1	Split 2	Split 3	Split 4	Lap Time	Spd	Lap	Split 1	Split 2	Split 3	Split 4	Lap Time	Spd
6	24.002	28.824	19.128	28.095	1:40.049	248	9	23.532	28.073	18.379	27.508	1:37.492	241
54 Sam LAMBERT (NT) (4th)							82 Chris QUINN (NSW) (12th)						
1	31.537	29.947	19.288	28.364	1:49.136 P		1	35.169	32.553	20.096	31.545	1:59.363 P	
2	24.349	29.357	19.093	28.220	1:41.019	248	2	24.737	29.586	19.158	28.231	1:41.712	244
3	23.949	29.042	18.811	27.713	1:39.515	251	3	24.364	29.241	19.129	2:36.805	3:49.539	245
4	23.577	29.171	18.801	28.068	1:39.617	254	4	37.676	31.570	19.056	28.072	1:56.374 P	
5	23.741	28.930	18.897	27.948	1:39.516	249	5	24.116	29.233	18.789	28.017	1:40.155	245
6	23.708	28.858	18.738	27.794	1:39.098	250	6	24.134	29.114	18.971	28.022	1:40.241	247
7	23.612	28.758	18.682	27.759	1:38.811	251	7	24.154	28.973	18.959	28.125	1:40.211	244
8	24.668	33.122	22.154	31.835	1:51.779	252	8	24.222	29.072	18.967	28.396	1:40.657	243
9	23.993	28.852	18.779	27.938	1:39.562	245							
10	23.674	28.761	18.726	27.764	1:38.925	249	85 Ty LYNCH (SA) (9th)						
11	23.699	28.686	18.672	27.738	1:38.795	248	1	32.752	29.823	19.235	28.589	1:50.399 P	
12	23.528	28.658	18.665	27.773	1:38.624	249	2	24.460	29.003	19.128	28.241	1:40.832	244
13	23.457	28.483	18.546	27.656	1:38.142	248	3	24.125	29.328	18.923	3:17.654	4:30.030	248
14	23.503	28.447	18.563	27.769	1:38.282	247	4	32.326	28.968	19.447	28.160	1:48.901 P	
							5	24.145	28.893	18.777	28.425	1:40.240	245
61 Rhys BELLING (VIC) (13th)							6	24.137	29.077	18.801	28.379	1:40.394	246
1	33.270	29.487	19.257	28.527	1:50.541 P		7	24.331	28.910	18.965	3:25.581	4:37.787	243
2	24.587	29.083	19.170	28.381	1:41.221	238	8	31.667	34.715	18.957	28.091	1:53.430 P	
3	24.600	28.978	19.151	28.260	1:40.989	236	9	23.905	28.877	18.749	27.893	1:39.424	248
4	24.507	28.969	19.101	28.432	1:41.009	236	10	23.786	28.748	18.642	28.145	1:39.321	255
5	24.670	28.809	19.262	28.522	1:41.263	234	11	24.086	28.862	18.661	27.984	1:39.593	247
6	24.969	50.664	21.449	3:06.785	4:43.867	234							
7	34.710	33.520	19.721	28.696	1:56.647 P		96 Luke MITCHELL (NSW) (11th)						
8	24.387	28.828	19.613	2:00.039	3:12.867	238	1	33.868	31.625	20.490	29.130	1:55.113 P	
9	35.372	37.651	19.418	28.596	2:01.037 P		2	24.653	28.987	19.148	28.165	1:40.953	246
10	24.539	29.057	19.129	28.426	1:41.151	239	3	24.242	35.731	23.304	29.548	1:52.825	249
11	24.337	29.062	19.121	29.127	1:41.647	237	4	24.340	28.847	19.153	28.139	1:40.479	247
							5	24.265	28.894	18.995	28.174	1:40.328	245
68 Oli BAYLISS (QLD) (3rd)							6	25.690	32.803	20.712	3:05.686	4:24.891	241
1	31.567	29.601	19.009	27.719	1:47.896 P		7	36.730	32.809	19.850	28.561	1:57.950 P	
2	23.911	28.192	18.550	27.696	1:38.349	244	8	24.129	31.379	19.463	1:39.769	2:54.740	248
3	23.733	28.471	18.535	27.422	1:38.161	245	9	31.308	29.550	19.168	28.160	1:48.186 P	
4	23.882	28.636	19.620	2:16.197	3:28.335	246	10	24.107	28.853	18.927	28.095	1:39.982	248
5	35.465	28.550	18.408	27.452	1:49.875 P		11	24.649	28.907	18.967	27.966	1:40.489	247
6	23.856	29.020	18.460	27.874	1:39.210	244	12	24.016	28.868	19.040	28.246	1:40.170	251
7	46.088	8:49.753			9:35.841	229							
8	34.189	29.749	18.553	27.461	1:49.952 P								

Scott

Chief Time Keeper - Scott Laing

Clerk of Course - Simon Maas



Computime Race Timing Systems Pty Ltd © 1996
Licensed to Computime Race Timing Systems

www.computime.com.au

COMPUTIME RACE TIMING SYSTEMS PTY LTD



2019
Official ASBK Test
Phillip Island GP Circuit
February 2 & 3



ASBK.COM.AU f t i y

SUPERSPORT
Practice 6

Date: 03/02/19
 Event: P24
 Weather: Sunny - Temp: 25.3C
 Track: Dry - Temp: 45.0C


Started at: 12:16:12
 Laps: 25 Min
 Starters: 13
 Printed at: 12:46

FASTEST LAPS SEQUENCE

Race Time	No	Name	Machine	Fastest Lap	On Lap
2:14.343	68	Oli BAYLISS (QLD)	Yamaha YZF-R6	1:47.896	1
3:52.692	68	Oli BAYLISS (QLD)	Yamaha YZF-R6	1:38.349	2
5:30.853	68	Oli BAYLISS (QLD)	Yamaha YZF-R6	1:38.161	3
5:45.210	7	Tom TOPARIS (NSW)	Yamaha YZF-R6	1:36.852	2

Scott Laing
 Chief Time Keeper - Scott Laing

.....
 Clerk of Course - Simon Maas



Computime Race Timing Systems Pty Ltd © 1996
 Licensed to Computime Race Timing Systems
www.computime.com.au

COMPUTIME RACE TIMING SYSTEMS PTY LTD



Official ASBK Test

Phillip Island GP Circuit

February 2 & 3



ASBK.COM.AU [f](#) [t](#) [i](#) [y](#)

SUPERSPORT Practice 6

Date: 03/02/19
Event: P24
Weather: Sunny - Temp: 25.3C
Track: Dry - Temp: 45.0C

Started at: 12:16:12
Laps: 25 Min
Starters: 13
Printed at: 12:46


BEST PARTIAL TIMES

Pos	Split 1		Split 2		Split 3		Split 4		LAP		Ideal	Fastest
	Name	Time	Name	Time	Name	Time	Name	Time	Name			
1	T. TOPARIS	23.255	T. TOPARIS	27.996	T. TOPARIS	18.278	T. TOPARIS	27.048	T. TOPARIS	1:36.577	1:36.852	
2	N. LIMINTON	23.405	O. BAYLISS	28.073	N. LIMINTON	18.349	N. LIMINTON	27.416	O. BAYLISS	1:37.406	1:37.492	
3	S. LAMBERT	23.457	N. LIMINTON	28.239	O. BAYLISS	18.379	O. BAYLISS	27.422	N. LIMINTON	1:37.409	1:37.440	
4	O. BAYLISS	23.532	R. BATTYE	28.359	R. BATTYE	18.490	R. BATTYE	27.578	R. BATTYE	1:38.052	1:38.254	
5	A. HAYES	23.539	S. LAMBERT	28.447	S. LAMBERT	18.546	B. PEARSON	27.619	S. LAMBERT	1:38.106	1:38.142	
6	R. BATTYE	23.625	A. HAYES	28.514	A. HAYES	18.583	A. HAYES	27.626	A. HAYES	1:38.262	1:38.634	
7	B. PEARSON	23.672	B. PEARSON	28.596	B. PEARSON	18.596	S. NICHOLSO	27.637	B. PEARSON	1:38.483	1:38.576	
8	S. NICHOLSO	23.737	T. LYNCH	28.748	T. LYNCH	18.642	S. LAMBERT	27.656	S. NICHOLSO	1:39.013	1:39.013	
9	T. LYNCH	23.786	R. BELLING	28.809	S. NICHOLSO	18.749	T. LYNCH	27.893	T. LYNCH	1:39.069	1:39.321	
10	R. TAYLOR	23.933	R. TAYLOR	28.824	C. QUINN	18.789	R. TAYLOR	27.960	R. TAYLOR	1:39.661	1:39.716	
11	L. MITCHELL	24.016	L. MITCHELL	28.847	L. MITCHELL	18.927	L. MITCHELL	27.966	L. MITCHELL	1:39.756	1:39.982	
12	C. QUINN	24.116	S. NICHOLSO	28.890	R. TAYLOR	18.944	C. QUINN	28.017	C. QUINN	1:39.895	1:40.155	
13	R. BELLING	24.337	C. QUINN	28.973	R. BELLING	19.101	R. BELLING	28.260	R. BELLING	1:40.507	1:40.989	

Scott Laing

Chief Time Keeper - Scott Laing

Clerk of Course - Simon Maas



Computime Race Timing Systems Pty Ltd © 1996
Licensed to Computime Race Timing Systems

www.computime.com.au

COMPUTIME RACE TIMING SYSTEMS PTY LTD